


HOW TO GET AND USE VOUCHERS FOR VETERANS

Illustrations by Richard Peter David


1 Go to a participating Farmer's Market.




2 Look for Vouchers for Veterans red tent with logo.



3 Show proof of military service and residency to the person at the booth.



4 Get four \$5.00 vouchers for market purchases.



5 Use your vouchers to make market purchases.



6 Vouchers may be received once a week.
Go to www.vouchersforveterans.org
for dates and times of participating
farmers markets

